

The Gauge O Guild Virtual Show



29 October 2020

Get Ready for the Gauge O Guild Virtual Show this Saturday

Only a couple of days to go until the Doors Open so what will happen then? How can you get the most from your visit?

We want to give you a bit more information about the show, what you will find when you arrive and how to join the Live Sessions.

Don't forget to prepare your favourite refreshments for the day and a comfy chair then sit back and enjoy.

Please note that the show will be accessible until 16 November. All Live sessions will be recorded and converted to video so that they can also be watched after the event.

This means that if you cannot attend on the 31 October, if you are on a different time zone or if you just can't cram it all into one day, you can come back whenever you wish during the following two weeks.



**Once the doors open on Saturday 31 October, you will see a welcome from the President
and then you enter The Main Hall...**



Welcome to the Main Hall

You can come back to here from anywhere in the show.

Please browse the layouts, demonstrations, technical committee and trader areas. See our timetable for connecting directly to speak to traders, demonstrators, layout owners and to view the Monksbury running sessions. The timetable includes some big product announcements happening today.

Enjoy the experience with a virtual cup of tea and not a rucksack in sight! You can also discuss the event on the [forum](#) (members only) and [view the full timetable of live events](#).



Layouts

View the layouts including Monksbury, West Kirby Town, Bath Green Park, Abbeydale Junction, Love Lane and many more.

[Go to the layouts »](#)



New Products

Important product launches and announcements including something special from Minerva and the Tower Collection.

[Go to the products »](#)



Show Specials

Special show offers and discounts from traders.

[Go to the show offers »](#)



Modelling Competition

See some superb modelling and vote for your favourite in each category.

[Go to the competition »](#)



Modelling Techniques from the Technical Committee

3D printing, DCC, laser cutting and more.

[Go to the tech committee videos »](#)



Demonstrations

From white metal soldering to 3D printing, and everything in between.

[Go to the demonstrations »](#)



Traders

Looking for a particular product or trader? Then have a look at our traders pages with contact details and links.

[Go to the traders »](#)



Guild Membership

Discover the benefits of joining the Gauge O Guild and see what we can offer the 7mm scale modeller of any era.

[Find out more »](#)

Timetable

10:00	Monksbury Overview
10:00	Technical Committee session
10:00	Gladiator Model Kits Q & A
10:10	Monksbury pre grouping era
10:30	Railcar kit building demo
11:00	Minerva Models announcement
11:00	Coach building demo
11:00	Finney7 Q & A
11:10	Monksbury Q & A
11:30	Monksbury post grouping era
11:30	West Kirby Town Q & A
12:00	PR Model Railway Products Q & A
12:00	Love Lane Q & A
12:30	Monksbury Q & A
12:30	West Kirby Town Q & A
12:30	Trainsporters Q & A
13:00	Ellis Clark Announcement
13:00	Railcar kit building demo continues
13:20	Monksbury post grouping era
14:00	West Kirby Town Q & A
14:00	Technical Committee session
14:00	Coach building demo continues
14:00	Finney7 Q & A
14:20	Monksbury Q & A
14:40	Monksbury pre grouping era
15:00	West Kirby Town Q & A
15:00	PR Model Railway Products Q & A
15:30	Trainsporters Q & A
15:40	Monksbury Q & A
16:00	Competition Winners announced
16:15	Virtual Show - Feedback to Jackie

[View the full live timetable details](#)

[Meet the Virtual Show Team.](#)



[FAQs & Help Desk](#)

[Exit via the Gift Shop »](#)

The Main Hall is your hub. You can go into any of the areas you can see on the image above and you will always be able to get back to The Main Hall.

Much like an exhibition hall, you can go wherever you wish and spend as long as you like there. Enjoy the layout and demonstration videos, visit the Guild Membership area and look at what over 100 traders have to offer you. Make sure you bring your wallet...

N.B. Note the Help Desk Button in the Main Hall if you need help with navigation.

With all trader adverts, which ever section they are in, if you click on the advert it will take you to their website. If they do not have a website contact details will be shown. Look out for offers in the Show Specials section and check out the New Products area. When you are finished on a trader's website just close the tab for their site on your internet browser and you will be back in the trader area you started from and can carry on exploring trader websites or go '**Back to the Main Hall**'.

If you go to the Modelling Competition, you will get an explanatory page which is well worth reading. We have had a huge number of entries so you can print off a score card to make notes about the models as you view them before voting.

The gallery of competition entries is held on Flickr. You do **not** need a Flickr account to visit the Modelling Competition or to vote.

From the Voting Form, you can get '**Back to The Main Hall**'.

Live Sessions

In the Main Hall the summary timetable of live events happening throughout the day is on the right.




They will be recorded so don't worry if you cannot see everything live. Plan ahead so you can choose the sessions you want to see most on the day.

Below the summary timetable is a link to the full timetable which describes each session and tells you the expected duration. **The image below just gives you a small section of the full timetable.**

To enter one of the timetabled events, click on the session title either in the full or the summary timetable, then follow the prompts.

Be Prepared for the Live Sessions

- You do **not** need a YouTube account to watch any of the videos of layouts or demonstrations.
- If the session is by Skype, which Gladiator Model Kits are using for their Q & A, you **do** need to download Skype in advance (<https://www.skype.com/en/get-skype/>). This is free and very easy to do.
- If you prefer not to use Facebook which the Monksbury layout are using for their running sessions, you can go via the Cornwall O Gauge website which is highlighted in the Full Timetable.


The Gauge O Guild
[Join](#)
[Log in](#)
[Contact Us](#)




[Home](#)
[About us](#)
[Clubs](#)
[Forum](#)
[Gallery](#)
[Members](#)
[Products](#)
[Publications](#)
[Services](#)
[Shows](#)
[Traders](#)

[« Back to the Main Hall](#)

- Most of the sessions will be via Zoom. To join by Zoom you don't need to install any software – just click "Download and run Zoom". At this point a link to "Join from your browser" message usually appears. Joining a Zoom meeting without installing the client gives limited features – see this [Zoom support page](#) for more information and install the free version if you prefer.

Important Information

Every time you enter a Live session, you will get this screen unless you click on the box saying Do not show this again. We have to make sure everyone is aware of what recording entails.

Confirmation

✕

All live sessions will be recorded and made available for 14 days after the event. The recording also captures images and names beneath images so, if you do not want your image recorded, join without video.

If you are under 16 years of age, please get parental permission or join without video.

Cancel
Continue

☐ Do not show this again

Zoom Session Hints & Tips

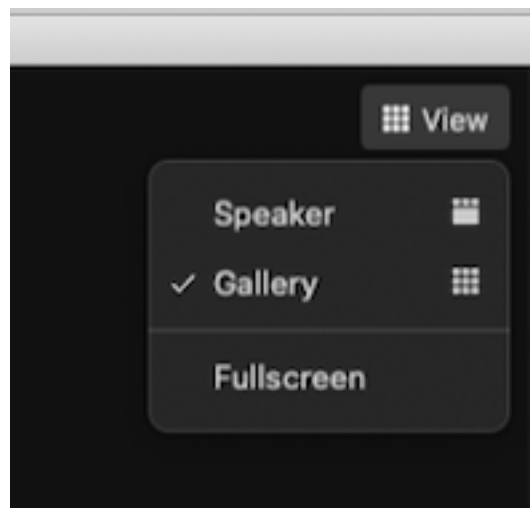
We can admit up to 1000 participants for each session.

Because we may get a large audience joining the live sessions we will automatically mute all participants on entry to remove background noise and to ensure that we do not talk over each other.

You will not be able to see all the visitors on one screen. We will be managing each session very carefully so you can see the Chairman and speaker(s) and so that you can ask questions even if though the speaker(s) cannot see you.

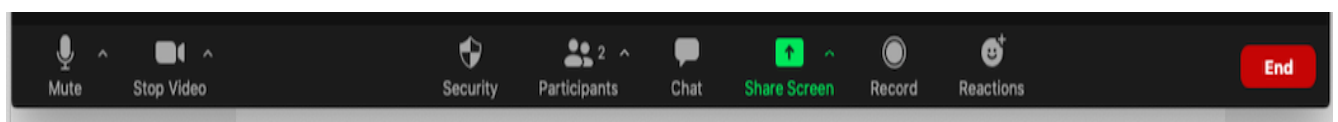
When you enter the Zoom session make sure you are on speaker view. This means that whoever is speaking will be the largest picture on the screen.

To do this, move your cursor around the Zoom screen to find a little icon of either nine very small squares (Gallery view) or one large square with three little squares above it (Speaker view). This 'view' icon is often in the top righthand corner of the screen.



Select speaker view.

To ask a question, move your cursor to the bottom of the screen and a tool bar appears. One of the tools is a Chat icon.



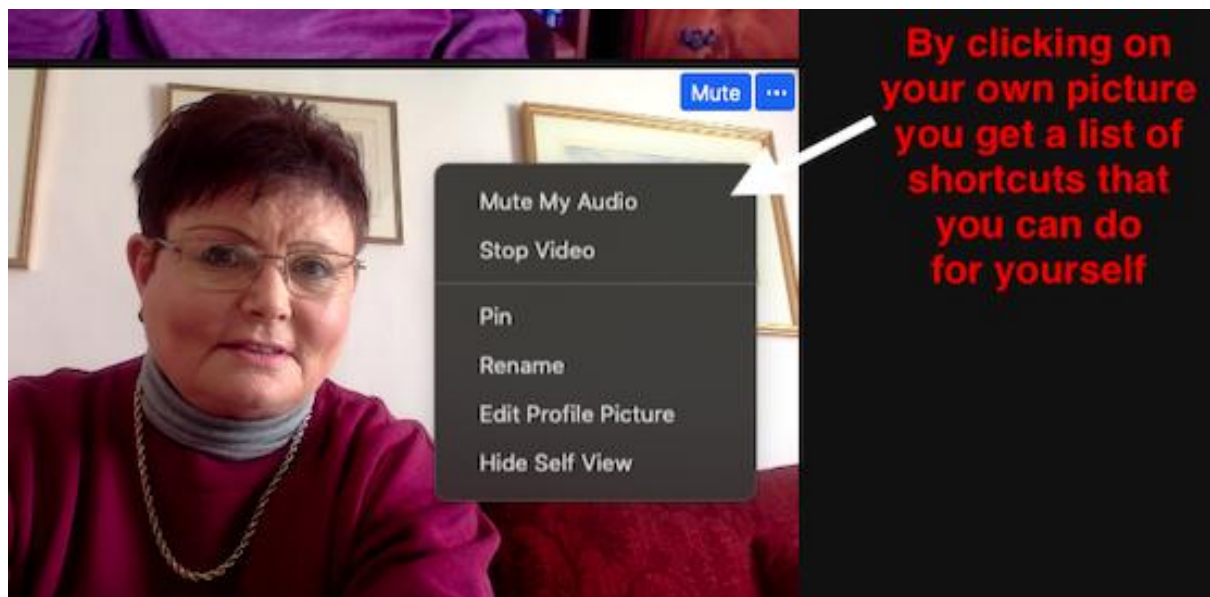
If you click on this it will give you a new panel and at the bottom you can type a question. After typing your question, if you then use press Enter on your keyboard, it will appear at the top.



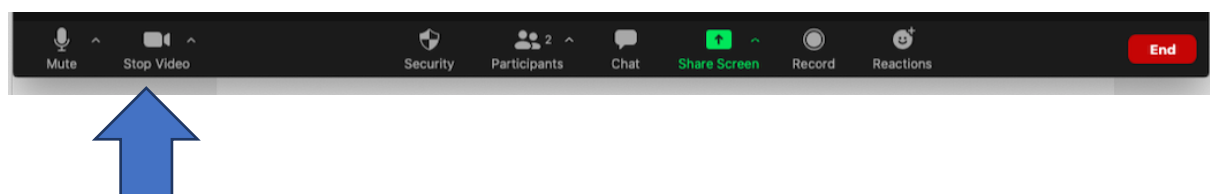
Every session will have a Chairman who will take questions in order of arrival and direct them to the Presenter(s).

Questions will normally go to Everyone. If you have a private question for the Chairman or for someone else you have seen on screen, next to Everyone at the bottom of the Chat panel is a down arrow and if you click on that, it will give you a list of people who are present and you can select the Chairman's name or another participant. Your question will then be seen by that individual only.

While in the Zoom session, you can stop your video or change your name for anonymity as it is being recorded.



Or on the tool bar you can click on the video camera icon to stop and start the image:



And you can right click on your name to change it to something else:



Feedback

This is our first Virtual Show and the only way we will know what works well and what does not work well is if you provide feedback.

At the bottom of each page is an opportunity to go and complete a short feedback form.

We would really appreciate your feedback so please [send us your comments](#) before you leave.



You can get back from the feedback form by going on the '**Back to Main Hall**' link at the top of the page.

I will also be Live at 16:15–17:00 so come and say hello and tell us what you think.

Membership

This show is open to members and non-members. If you would like to join the Gauge O Guild, a great membership offer starts on the 31 October.

Join from 31 October onwards and your membership will not need to be renewed until February 2022. An opportunity too good to miss. There are more details in the Guild Membership area of the show.



Exit

Before you go, please take a moment to meet the Team of people who made this happen. The Virtual Team credits are below the black and yellow timetable in the Main Hall.

Exit is via the Gift Shop where you can purchase useful publications, Guild clothing, and merchandise including the all-important binders for your Gazettes.

Thank you and see you on Saturday.

Jackie Kneeshaw

Gauge O Guild Chairman of Events