

GUILDEX

The biggest annual event in O gauge
www.gaugeoguild.com

200
Years of Train Travel
Since 1825

S&DR FRINGE



*Layout 7
Manchester
Hardwick
Bridge*

Bingley Hall,
Stafford County
Showground,
Weston Road
ST18 0BD

Saturday 6th September 09.30-17.00
Sunday 7th September 09.30-16.00

IT'S SO MUCH
MORE THAN A
MODEL TRAIN...

...IT'S A
TIME MACHINE

Relive **your** glory days with award winning models by **HELJAN**



DOWNLOAD YOUR FREE 2025 CATALOGUE!
Or talk to your local HELJAN stockist for more information

GUILDEX

The Gauge O Guild
Stafford 2025

We are delighted to welcome you to our 2025 Guildex convention.

Guildex is the biggest O Gauge show of the year and brings together examples of different size layouts from various eras in various sizes plus, demonstrations, traders and societies. The aim is to show what can be achieved in our gauge and bring all the resources you need together under one roof.

The emergence of so much ready-to-run (RTR) at affordable prices is attracting many who were previously dedicated to OO or N into O gauge. Manufacturers are now producing a huge range of O gauge stock so, if you fancy a small shunter, a bigger diesel like the Class 40, a Black 5 or a Jinty, you can buy one from a variety of traders. There was a time when people said O gauge was all steam and did not cater for modern image lovers but now, in some quarters, non-steam traction is more popular than steam; in fact, there are now O gauge models available for most eras.

With the differential in pricing between OO and O also reducing, I think we will see even more people join our growing band of 7mm modellers.

O gauge is no longer the domain of miniature engineers cutting brass and nickel silver nor is it confined to people building kits, but this does not mean that scratch building or kit building is dead. There are many who enjoy the build and will continue to do so. Others, who are drawn in to O gauge, having purchased say an 08, will undoubtedly decide to build a small shunting layout, make various scenic items such as the buildings; they might want some wagons which are not available as ready-to-run so purchase plastic kits and, they may then decide to learn to solder and build brass kits to create more rolling stock. Several demonstrators here at Guildex will show you a range of skills and I genuinely believe that O gauge has much to offer modellers of all ages regardless of modelling experience.

This year Steve Robinson, Show Manager, has selected some excellent examples to inspire you. There are small layouts which can fit into the box room in your house or into a shed. At the other extreme, you will see the Guild modular layout running for the first

time as a continuous loop. A scenic section, which is work in progress by St Neots MRC, shows what can be achieved and we hope you or your O gauge group or Club might consider building either 12 feet or 24 feet of scenic section of your own, to turn an end-to-end project into a large continuous run.

Some modellers do not have space for a layout in the house so joining an O gauge group or local model railway Club is a great way to be part of a bigger layout build OR, consider a garden railway using battery control. These are becoming very popular and Phil Downes can tell you about converting stock for dead rail running on D7. There are now solutions to any concerns you may have previously had about O gauge.

This year sees celebrations across the country of 200 years of rail travel. The anniversary of the Stockton & Darlington Railway is on 27th September so The Gauge O Guild are pleased to celebrate this landmark occasion in a small way, here at Guildex. On D1 you will see examples of Stockton & Darlington Models with Nigel Paine and Robin Taylor showing how to build stock from this area. We are also pleased to welcome examples of the dioramas built as part of the PECO Rail 200 Diorama initiative. These examples really show how much can be created in a very small space.

Finally, our events are not just face to face four times a year, please take time to enjoy our annual virtual show, monthly Zoom seminars, modellers evenings by Zoom and face to face skill workshops. If you are not already a member of the Gauge O Guild, please visit the membership stand and find out just how much support you can get from our ever - increasing international community of O gauge modellers.

We hope you enjoy the show.
Chairman of Events

Jackie Kneeshan

Cover picture: L7 Manchester Hardwick Bridge

EllisClark
TRAINS

25
YEARS
EXPERIENCE

SCAN TO
ENQUIRE



Sell Your Collection

ABOUT US

For over a decade, Ellis Clark Trains has been purchasing model railways, die-cast vehicles and railwayana - including some of the largest single-owner collections the market has seen.

We travel widely to value collections but can also make offers based on lists sent to us via email or post. With specialist knowledge of 7mm finescale O gauge as well as Continental and American models, we purchase all scales from all eras.

You'll find us friendly, professional and down-to-earth, and we'll work with you to understand your needs. So give us a call or drop us an email to discuss the next step in finding a new home for your trains. And in case you're wondering... **Albert is the dog.**

Contact us today
We'd love to hear from you

info@ellisclarktrains.com | 01756 701451 | ellisclarktrains.com



WILL



ELLIS & ALBERT

FOOTPLATE

Looking to sell your models?

Trusted Railway Model Experts for Over 30 Years

With more than three decades of experience, our father-and-son team—Derek and Richard—has built a trusted reputation for handling everything from large model railway collections to deceased estates and probate valuations.

Our extensive knowledge and genuine passion for railways mean you can expect a professional, friendly, and discreet service every time.

We buy all types of railway models, from Z Gauge to Large Scale, no collection is too big or too small.

“A friendly, knowledgeable service from true railway enthusiasts.”

Ready to sell or need a valuation? Fill out our quick and easy form on our website or contact us using the details below. We would love to hear from you!



Contact us on : 01562 750076 / 01270 421717
www.FOOTPLATE.co.uk / info@footplate.co.uk



L1 LAWLOGG Test Track

O gauge Liverpool and West Lancs O Gauge Group (LAWLOGG)

The test track is available for visitors to bring locomotives and stock for testing and running purposes. There are four continuous loops, one of which can be switched between 2-rail and 3-rail. All four tracks can be powered with DC and any one of those can optionally be changed over to a DCC controller.

Please ask an operator for assistance if you would like to exercise your stock on the layout.

LAWLOGG welcomes visitors to its clubrooms, just 3 miles north of Liverpool city centre, where the test track is normally available, along with 3 scenic O-gauge layouts and others currently in construction.

Our open days are usually on the 3rd Saturday in November and May but visitors are welcome at other times by making contact via the website. (See the 'visit' page at LAWLOGG.UK)

L2 Selby

O Gauge Renny Lord & Team

The layout is an almost exact scale model of Selby station and the associated swing bridge as seen in 1920-30's. It was conceived as quite a modelling challenge after building and running smaller layouts. Its centrepiece is the Swing bridge over the River Ouse which has always caused real railway



L2 Selby



L2 Selby

problems. It was a major bottle neck, as there were 140 train movements per 24 hours over the bridge. Heat in summer and ice and fog in winter adding to delays. The four tracks at Selby station helped, as did interlacing (or gauntleting) of the lines over the bridge. On the model, only one side is gauntleted, effectively producing the longest point blades in the UK.

A diversion was built in the 1960's to avoid potential subsidence associated with the Selby Coal field but then Selby was no longer on the ECML.

Part of the first railway station in Yorkshire is modelled (see the large blue door overlooking the river). The Selby to Leeds railway was the third passenger railway to be built in the UK. This historic station can still be seen in Selby.

Apart from the ECML, lines ran from the west to Hull and the East Coast. There was huge holiday traffic in summer to Scarborough, Bridlington, Filey and Whitby. Local Lines included the Cawood branch line and the Derwent valley line. The LMS had huge marshaling yards at Goole docks, and Doncaster was the next stop so any serviced locos might get tested on a Selby run (great justification for any LNER loco). Various rail cars and push pulls were replacing longer trains to help cut costs.

We have used extensive research, CAD programs, laser printers, 3D printers and sophisticated electronics (Megapoints) frog juicers and any other innovations to accelerate progress, but at its heart are enthusiastic modelers—thanks guys!

We like questions but remember we like to keep the locos running and, just like the real thing, distractions can cause delays, derailments, and collisions!

L3 GOG modular layout featuring Colinwood

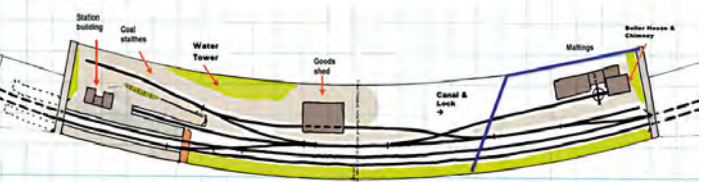
7mm Finescale **St Neots MRC**
At Guildex 2024 the Guild Modular layout boards were first presented 'in the raw.' They are now complete with track, wiring and points and, to prove the concept, St Neots MRC have filled the scenic gap with 'Colinwood' shown as work in progress. St Neots MRC have been heavily involved in the modular layout build. They completed the end curves and then took over the fiddle yard boards from Keighley & District MRC to ensure it was operational in time for Guildex 2025.

Their layout Colinwood fits into the modules but will also be able to stand alone as an end to end layout. It is based 'somewhere in Leicestershire' with the station being loosely based on Shackerstone which also has a canal nearby.

The layout leader was originally Colin McCallum who sadly died in a road traffic accident in 2023 and a decision was made to include 'Colin' in the layout name with much of his original planning continuing under the leadership of Simon Foulds. What you see today are the main line tracks complete and running. Buildings are progressing and now that the modular layout is complete, the team will have more time to finish the track and points and progress the scenic aspects. St Neots have chosen to use their own transition boards (replacing the Guild ones) so that 'Colinwood' can curve within the scenic break. The team is very happy to show you what has been completed so far and share their plans for the future. To ensure as many club members as possible can run their O gauge stock, the team aims to show steam in the BR period from 1960 - 1965, but more commonly, you will see stock from the 1980s to the 2000s, with preserved stock appearing occasionally on steam railtours.

We hope that now you can see the whole continuous layout of modules running, it will inspire more individuals or groups to build scenic sections and convert an end to end layout into a continuous loop.

The displays show you what other project participants are working on, which will hopefully appear at a future Guildex.



L3 Colinwood

L4 Whaplode

O Gauge **Thomas Hoy**
Whaplode is a small O Gauge 7mm layout. I wanted to prove that you don't need a lot of space to create a decent layout that works. It is 7ft long, 1 1/2ft wide. All the track is from Peco, apart



L4 Whaplode

from the 3-way point which was picked up on an bring and buy stand, this was scratch built. It is not an accurate model of Whaplode station but is very loosely based on it. The layout is DCC and most of the locos have sound decoders fitted. The layout is operated by a Raspberry Pi to control the points via a Lenz dcc system, we can also drive the loco with our phones. The locos are all kit built and painted by myself, along with the rolling stock. All the buildings are either scratched built or from kits. It also has a working yard crane. We operate at the front so please take advantage of the opportunity to chat to the team.

We hope you enjoy our little layout.

L5 Dalnottar Riverside

O Gauge **Scottish Diesel & Electric Group**
Belonging to Scottish Diesel & Electric Group, the 7mm scale O gauge layout 'Dalnottar Riverside,' was partially rebuilt and modified by Chris Nevard and Heather Kavanagh for a series of articles which appeared in *Model Rail* magazine in December 2014. After repatriation to Scotland, the layout was completely rewired to DCC operation in 2015 by the Scottish Diesel & Electric Group.

Dalnottar is located on the North bank of the River Clyde near Kilpatrick between Dalmuir and Bowling. There were two railways through this area linking Glasgow with Dumbarton. The line still in use today was built by the North British Railway Company. The other line, built by the Caledonian Railway, was closed after becoming a victim of the Beeching Act in the late 1960s. The word 'Riverside' was added to the line's Caley stations by British Rail in order to distinguish them from the North British stations. The 'Riverside' line remained as a single line stump from Clydebank via Dalmuir to Dalnottar to serve local industries there. Shell Oil had a fuel terminal at Dalnottar, located at the end of the line. Other customers on the line were Chivas Regal, Arnott Young (shipbreakers). A coal yard was also situated on the line.

The layout is set within the Summer of 1979 with the premise being that during this time, the line still saw the regular use of short-formed passenger trains and DMUs serving Glasgow and Dumbarton along with a multitude of mixed-raked freight trains serving the various industries on the line.

The fuelling point at Dalnottar Riverside was often used to



L5 Dalnottar Riverside.



L5 Dalnottar Riverside.

fuel and service locomotives using the Shell Oil Terminal but the fuelling point was primarily used to fuel and service the many locomotives using the nearby Stabling Point at Yoker each day. Even Eastfield depot would send locomotives there to be serviced prior to working their twice daily, Saturday excepted, North Glasgow freight trips such as N37 and N31. The Oil Terminal class 08 'pilot' locomotive would also use the fuelling point on a daily basis until being 'swapped out' by another of the class from Yoker or Eastfield on a weekly basis.

We really hope that you enjoy your time standing watching the daily operations taking place at Dalnottar Riverside. Please feel free to share your comments or any questions you may have with our team of SDEG operators. We'd be very happy to chat to you about them.

L6 Arun Quay

32mm **Gordon & Maggie Gravett**
Arun Quay came about by the desire to build a small O gauge layout - one that was relatively easy to move about the house and transport to exhibitions. Thought was also given to make everything as light as possible - what may be easy to handle now might feel quite a lot more awkward in ten years time! The resulting dimensions dictated that any thoughts of 'main line' running were out of the question and a shunting yard was the only real option available.

The scenario is a small quayside yard on the River Arun - near Littlehampton in West Sussex in the 1950s. It is fed by a line on the trackbed of an old tramway that, together with many of the facilities and workshops, dates back to the days of 19th century sailing craft. To improve the appearance of the track and generally help the running of wheels through crossings, the track gauge has been reduced from 32mm to 31.2mm.

We operate the layout from the front so please feel free to interrupt should you have any questions.



L6 Arun Quay

L7 Manchester Hardwick Bridge

O Gauge **Chris Warner & Team**
Manchester Hardwick Bridge is a fictitious terminus station located in the L&Y territory of Manchester city centre. The layout is set in the years 1995-1998 and sees a variety of local dmu, emu, loco hauled club trains, and Cross County services. There is also a weekly parcel train operated by RES and laterly EWS all arriving and departing with the aid of a resident class 08 used for shunt release duties on the top station section.

In addition to the passenger trains, the lower goods yard still sees a variety of freight trains that serve independent businesses along with stabling for engineers trains when T3's are taken in the area. There is an independent steel mill that has a frequent flow of coiled and plate steel brought in and a



L7 Manchester Hardwick Bridge

warehouse complex based on that of Gilbraiths in Blackburn, which handles palletized goods and merchandise. There is a small local cement firm which uses the yard to have powder railed in and then distributes further via road. The individual units make use of the fading Speedlink network, which makes it justifiable to run one train a day into the yard.

The stock is all DCC sound fitted and weathered to represent the fleets in mid to late 90s condition. Mostly from ready to run models but all modified to suit with a support of kit built items in the rolling stock.

The layout is 27ft of scenery and is a total of 27ft by 10ft, including the fiddle yards at the rear of the layout. Operators are located at both the front and back of the layout.



L7 Manchester Hardwick Bridge

L8 St Georges Wharfe

O Gauge
Set in the 1930s – 1940s, this busy little quayside scene depicts transfer facilities between ships and railway with industrial buildings on the wharf.

Alan Gray

The layout has been built on a light foamboard structure in an effort to ease my back pain when setting up. It is strengthened in places with thin plywood. The track has been stuck down on the foamboard with DAZ clay.

The buildings are a mixture of scratch and Alphagraphix kits with the ships scratch built from authentic plans. Loco's are a mix of kit and scratch along with the rolling stock. It is amazing how much you can get in 7 foot!



L8 St Georges Wharf

L9 Woodhill Goods

O Gauge
Woodhill Goods is the terminus of an imaginary freight only light railway, it was built to serve the many farms owned by the Lord of the Manor and to connect them to the main East Coast mainline at Thirsk station. The line did continue beyond Woodhill, but a landslip and financial constraints resulted in its curtailment at Woodhill. The main traffic is coal and agricultural materials inwards whilst outbound traffic is mainly potatoes and sugar beet which can be seen being loaded with some cattle also being moved by rail.

Adrian Walby

The layout is DCC controlled with all locomotives being sound fitted with a mixture of both Steam and Diesel to run trains to cover the period modelled. The locomotives are RTR and come from Minerva, Dapol and Heljan, the rolling stock being both RTR and kit built. The trackwork is all Peco Streamline the



L9 Woodhill Goods

points being operated by wire in tube method. Buildings and other scenic items come from a variety of suppliers including CM3 Models, Ten Commandments and Modelu plus a large amount of scratch building.



L9 Woodhill Goods

L10 Harbourne St. Mary

O Gauge
The layout was originally built for a private enthusiast as a home layout. When the layout's owner developed Alzheimer's the layout found its way to the Market Harborough Model Railway Group (MHMRG).

Market Harborough MRG

Originally just track on boards, MHMRG added all the buildings and scenic details. The layout was extended at the station end and a major scenic board with a river added before the fiddle yard. A goods yard now fills a space that was originally cut out for a chimney breast. The layout may be operated in DC or DCC modes.

The track plan provides for very interesting operation



L10 Harbourne St Mary

List of Traders by Stand number

- 1.....Ace & Shamrock Trains
- 2.....Craft Lighting
- 3.....Midland Railway Society
- 4.....Haywood Railway
- 5.....Monk's Gate Models
- 6.....Ragstone Models
- 7.....C & L Finescale Track Building Systems Ltd
- 8.....Moor View Models
- 9.....EBMA Hobby & Craft
- 10.....Modelu
- 11.....Nick Tozer Railway Books
- 12.....LCUT Creative
- 13.....Ennis 75 Models
- 14.....Youchoos
- 15.....Footplate Models
- 16.....Slater's (Plastikard) Ltd
- 17.....Tower Models
- 18.....Tower Collection Blackpool
- 19.....Squires Model and Craft Tools
- 20.....Colin McCallum Estate
- 21.....Walsall Model Industries
- 22.....Lanky Kits
- 23.....Poppy's Woodtech
- 24.....Peartree Engineering
- 25.....Ray Heard Model Railways
- 26A.....HMRS
- 26.....Skytrex Ltd
- 27.....Connoisseur Models
- 28.....Primo Models
- 29.....TMS Models
- 30.....Atkitz
- 31.....55H
- 32.....Phoenix Precision Paints
- 33.....Steamline Ltd.
- 34.....Online Models
- 35.....Masterpiece Models
- 36.....Dapol Ltd
- 37.....PLM Cast-a-Ways
- 38.....Simon's Sort Out
- 39.....Trainsporters
- 40.....Diane Carney Nameplates
- 41.....Heljan A/S
- 42.....Premier Components
- 43.....Contikits
- 44.....AirFramed Glass Display Cases
- 45.....Brushes 4 Models
- 46.....Ellis Clark Trains
- 47.....Northumbrian Painting Services
- 48.....Artist James Green
- 49.....Bill Hudson Transport Books, Lightmoor Press and Wild Swan Publications
- 50.....JS Models
- 51.....J & M Hughes
- 52.....First Class Kits
- 53.....Walsworth Models
- 54.....S M Models
- 55.....1039 Models
- 56.....Minerva Model Railways
- 57.....Midland Railway Centre
- 58.....Ace Products
- 59.....MMR Models
- 60.....Gladiator Model kits
- 61.....Legoman Biffo & D.C.Kits
- 62.....Finney7
- 63.....Metalsmith (Leeds) Ltd
- 64.....Duncan Models
- 65.....Greenwood Track
- 66.....MSC Models
- 67.....CPS Models / Sanspareil
- 68.....P.R. Model Railway Products
- 69.....Peter Clark Models
- 70.....Buzz Models
- 71.....Easy-Build Coaches
- 72.....MMM (Made in Manchester Models)
- 73.....SBT Developments
- 74.....SKOG carriage & Wagon Works

GUILDEX

2025 What to see and where to find it

Societies

- S1 MERG
- S2 Missenden Modellers
- S3 Signalling Record Society
- S4 Great Eastern Railway Society
- S5 Telford Steam Railway
- S6 Great Central Railway Society
- S7 Modern Image O Gauge Team
- S8 Severn Valley Railway
- S9 7mm Narrow Gauge Association
- S10 London North Western Railway Society
- S11 Warley MRC
- S12 Scale 7 Group
- S13 Hornby Railway Collectors Association HRCA
- S14 LMS Patriot Project
- S15 Welsh Railway Research Circle (WRRC)
- S16 Stafford Railway Circle
- S17 Stafford & District Model Engineering Society

Demonstrators

- D1. Rail 200** The 200th anniversary of the Stockton and Darlington Railway with Models, displays and demonstrations from Nigel Paine and Robin Taylor. As part of D1, you will also see O gauge dioramas, created as part of the Peco Rail200 challenge
- D2. Soldering demonstration** and the techniques to complete that metal kit Rob Bishop
- D3. Modern wagons** and associated rolling stock demonstrated by Garry Lane
- D4. Geoff Haynes** shows you how to paint and line stock using a variety of mediums
- D5. John Jones** and team demonstrate the use of Templot and how it can be utilised to create accurate trackwork
- D6. Using plastic** in all its forms to create building etc demonstrated by Chris Tooth
- D7. Phil Downs** shows the methods and equipment used to create battery powered railways
- D8. Colin Hobson** shows how to use commercially available road vehicles to create a variety of differing stock
- D9. Brian Toal** shows how to build metal kits
- D10. Dave Nicholson** demonstrates his methods for building trackwork to scale 7 standards but the methods used can be applied to any scale / gauge.

Overseas Groups

- OS1** Ireland
- OS2** Cercle du Zero
- OS3** Overseas Guild Rep
- OS4** Overseas seating

Modelling Workshops held in first floor seminar room

Booking not required. Just come on the day

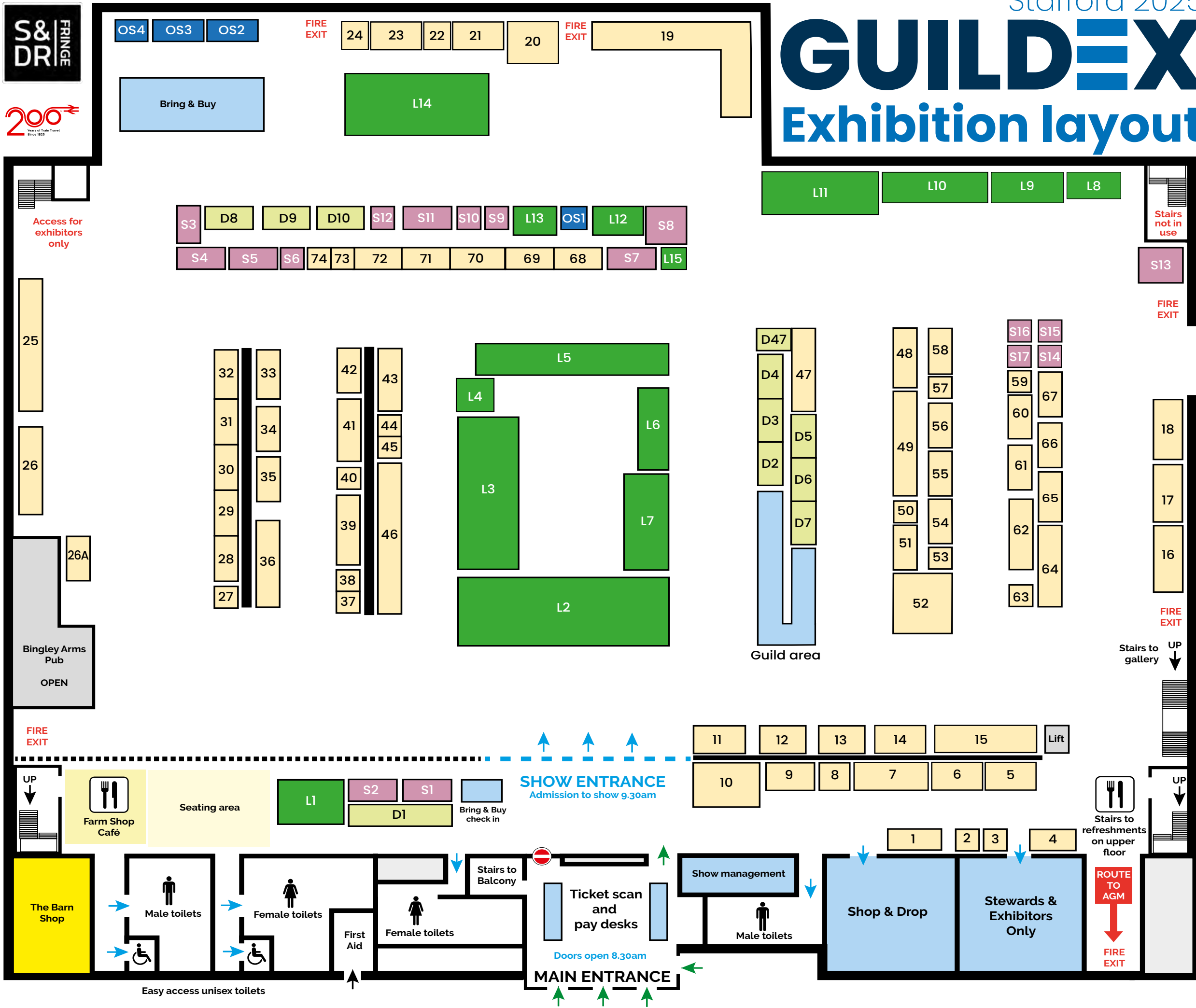
Group demonstration/Seminar	Provisional times
John Johns <i>Templot / Trackwork and 3 d printing</i>	Saturday 10am
Chris Tooth <i>Basic Plastic construction tips</i>	Saturday at 2 pm
Kevin Cartwright <i>Creating Back scenes using a variety of mediums</i>	Sunday 10.30am

A free shuttle bus is being provided running from Stafford Rail Station opposite the Showground and return. The service is being provided by the Potteries Omnibus Preservation Society.

Saturday												
Stafford, Railway Station	0830	0915	1000	1045	1130	1215	1345	1430	1515	1600	1645	
County Showground	0850	0935	1020	1105	1150	1235	1405	1450	1535	1620	1705	
County Showground	0850	0935	1020	1105	1150	1235	1405	1450	1535	1620	1705	
Stafford, Railway Station	0910	0955	1040	1125	1210	1255	1425	1510	1555	1640	1725	
Sunday												
Stafford, Railway Station	0830	0915	1000	1045	1130	1315	1400	1445	1530	1615		
County Showground	0850	0935	1020	1105	1150	1335	1420	1505	1550	1635		
County Showground	0850	0935	1020	1105	1150	1335	1420	1505	1550	1635		
Stafford, Railway Station	0910	0955	1040	1125	1210	1355	1440	1525	1610	1655		

Alphabetical list of traders

1039 Models.....	55
55H.....	31
Ace & Shamrock Trains.....	1
Ace Products.....	58
AirFramed Glass Display Cases.....	44
Artist James Green.....	48
Atkitz.....	30
Bill Hudson Transport Books, Lightmoor Press and Wild Swan Publications.....	49
Brushes 4 Models.....	45
Buzz Models.....	70
C & L Finescale Track Building Systems Ltd.....	7
Colin McCallum Estate.....	20
Connoisseur Models.....	27
Contikits.....	43
CPS Models / Sanspareil.....	67
Craft Lighting.....	2
Dapol Ltd.....	36
Diane Carney Nameplates.....	40
Duncan Models.....	64
Easy-Build Coaches.....	71
EBMA Hobby & Craft.....	9
Ellis Clark Trains.....	46
Ennis 75 Models.....	13
Finney7.....	62
First Class Kits.....	52
Footplate Models.....	15
Gladiator Model kits.....	60
Greenwood Track.....	65
Haywood Railway.....	4
Heljan A/S.....	41
HMRS.....	26A
J & M Hughes.....	51
JS Models.....	50
Lanky Kits.....	22
LCUT Creative.....	12
Legoman Biffo & D.C.Kits.....	61
Masterpiece Models.....	35
Metalsmith (Leeds) Ltd.....	63
Midland Railway Centre.....	57
Midland Railway Society.....	3
Minerva Model Railways.....	56
MMM (Made in Manchester Models).....	72
MMR Models.....	59
Modelu.....	10
Monk's Gate Models.....	5
Moor View Models.....	8
MSC Models.....	66
Nick Tozer Railway Books.....	11
Northumbrian Painting Services.....	47
Online Models.....	34
P.R. Model Railway Products.....	68
Peartree Engineering.....	24
Peter Clark Models.....	69
Phoenix Precision Paints.....	32
PLM Cast-a-Ways.....	37
Poppy's Woodtech.....	23
Premier Components.....	42
Primo Models.....	28
Ragstone Models.....	6
Ray Heard Model Railways.....	25
S M Models.....	54
SBT Developments.....	73
Simon's Sort Out.....	38
SKOG carriage & Wagon Works.....	74
Skytrex Ltd.....	26
Slater's (Plastikard) Ltd.....	16
Squires Model and Craft Tools.....	19
Steamline Ltd.....	33
TMS Models.....	29
Tower Collection Blackpool.....	18
Tower Models.....	17
Transporters.....	39
Walsall Model Industries.....	21
Walsworth Models.....	53
Youchoos.....	14



though the prototype location was never clear. Hence, we had to imagine a location and Devon/Dorset was favoured. The name Harbourne is derived from Harborough and Medbourne where we live. The station building is based on Abbotsbury (Dorset); be sure to take a look at its complete interior detail.

As a Club we have far more stock than Harbourne needs. You will see a fine selection of kit-built, brass and ready-to-run locos and rolling stock.

Harbourne was featured in *British Railway Modelling* (BRM) in November 2024. Our photographs are courtesy of BRM.



L10 Harbourne St Mary

L11 Hassell Harbour Bridge

7mm Finescale **Alsager Railway Association**
Hassell Harbour Bridge is an O gauge finescale layout, the main feature is the bridge and viaducts which together are 15ft long, based on a large bow arched steel bridges, not a particular prototype, but the inspiration was the bridge over the River



L11 Hassell Harbour Bridge

Wear at Sunderland. The model bridge was originally built in 2005 and was part of a bigger layout now scrapped, it has been saved and incorporated into a new compact continuous run O gauge exhibition layout. One aim has been to demonstrate space saving O gauge running on 4ft 6in radius curves, also much use has been made of recycled materials, such as track, baseboards and scenic features, this has kept build time down to just over 12 months. We run trains from different eras, so we can mix diesel and steam, also you can see a working wagon incline, and shunting on the dockside.

L12 Prospect Road TMD

32mm Finescale **Barry Moule & Gerry Byrne**
Prospect Road TMD is a detailed representation of a modern image diesel depot in the heart of an industrial area of the UK. Diesel locomotives coming off the main line have access to a two road engine shed with inspection pits and all necessary equipment for routine maintenance and repairs. Additionally, locomotives may be refuelled from two roads equipped with oil storage and distribution facilities. Use is made of a double-slip as a clever space-saver with locomotives entering/exiting the scenic area (10.5 feet by 2 feet) from a short 2 foot traverser fiddle-yard. The layout is designed to be readily assembled/disassembled and fits into two cars for exhibition purposes. A variety of sound equipped locomotives with different weathered liveries will be displayed along with the shunting of oil wagons. Remote control of locomotives, points and signals is by the Roco/Fleischmann Z21 DCC system. A photographic backscene, mirrors at each end of the scenic section, extensive lighting and careful placing of engineering facilities gives the impression of a large and exciting industrial railway scene.



L12 Prospect Road

L13 The Basin

7 mm Narrow Gauge **Stan and Alison Summers**
The layout is set somewhere in East Anglia in the 1920s and represents a small industrial narrow gauge railway serving a canal basin with interchange facilities between the two.



L13 The Basin

L14 East Midlands Test Track

O Gauge **The East Midlands O Gauge group presented by Nelson Keen**
A regular visitor to all the GOG shows, the test track caters for most track and wheel standards, with the exception of Scale 7 and some early coarse scale examples. Power is 12 or 24vDC, and pick-up is 2-rail, 3-rail or stud (using centre rail), and live steam. Wide spacing between tracks allows the running of 16mm narrow gauge.

L15 Haymarket

Scale 7 **Al Tait**
After building two of the Railway Laser Lines shed fronts (one for someone else and one for me) I couldn't resist putting something together as a backdrop for taking pictures of my fleet.
A micro layout based on Haymarket Depot in the early 90s was born, last knockings of the BRCW Class 26s and plenty of Scottish based 37s and 47s can be found idling on shed.
The layout is built on a Tim Horn baseboard, Peco track and some ballast and paint and here we have my take on the Eastend of Haymarket TMD.



L15 Haymarket

The FREE shuttle bus is operated by The Potteries Omnibus Preservation Society

The Potteries Omnibus Preservation Society (POPS) was founded in November 1976. At present the society owns 9 buses with some of its members also owning buses with North Staffordshire connections.

E: pops1977bus@gmail.com
T: 01782 566886
c/o Reliance Bus Works, Unit C, Parkhouse Road East, Chesterton, Newcastle under Lyme, Staffordshire. ST5 7RB.

'The Guild is pleased to announce the launch of our steam era buffer range, covering loco, coach, and wagon prototypes.

From pregrouping to British Railways. We currently have 75 types available across the range. The Buffers are available from the Guild Sales Stand, priced at £10 per pack

THE GAUGE O GUILD
The biggest and best in 7mm railway modelling

SINGLE GAUGE MODEL RAILWAY EXHIBITION
WINTER SHOW • WIGAN
ROBIN PARK LEISURE CENTRE
SATURDAY 6 DEC 2025
9.30 - 16.00

O gauge / 7mm layouts showing what can be achieved
Demonstrations showing you 'How To' • 50 traders
Railway - related societies

ADMISSION • TICKETS PUBLIC £17, MEMBERS & PARTNERS £12, U16s £1

To buy an e-ticket or for more information
www.gaugeoguild.com

Everything You Need For Your Digital Model Railway

DIGITRAINS

DIGITAL MODEL RAILWAY SPECIALISTS

www.digitrains.co.uk



Listen to our latest
DCC Sound
installations here.

- Try before you buy
- Expert Advice
- Great Service
- Experience
- Major Brands
- Worldwide Mailing

We stock 1,000s of products from more than 30 leading manufacturers. Don't worry if you're not digital.

We're also a traditional model shop, holding all the major ready-to-run lines.



@digitrainsltd



digitrainsltd



digitrainsltd

15 Clifton Street Lincoln LN5 8LQ

(01522) 527731

enquiries@digitrains.co.uk



By
Ellis Clark
Trains



O GAUGE
FROM £350
SUMMER
2026

OO GAUGE
FROM £150
LATE 2026
EARLY 2027

L&Y Class 21 Pug

O & O O G A U G E



O G A U G E
P R E - O R D E R



O G A U G E
P R E - O R D E R



CLARKRAILWORKS.COM | ELLISCLARKTRAINS.CO.UK



MODERN OUTLINE Kits

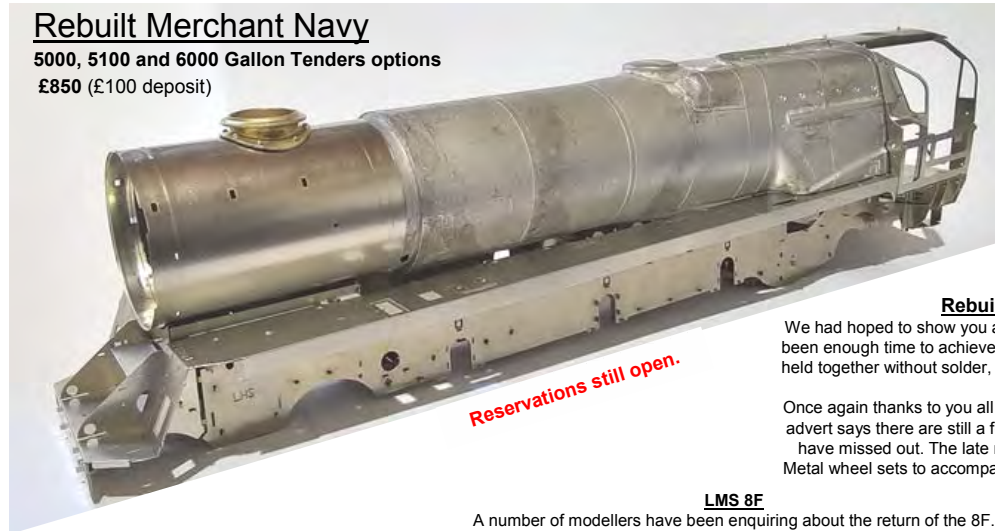
PRECISION KITS ENGINEERED FOR YOU TO TURN INTO BEAUTIFUL MODELS



www.modernoutline.co.uk
sales@modernoutline.co.uk
Tel 01522 531861

Rebuilt Merchant Navy

5000, 5100 and 6000 Gallon Tenders options
£850 (£100 deposit)



Reservations still open.

News

Rebuilt Merchant Navy update

We had hoped to show you a picture of the finished model but there has just not been enough time to achieve that, there is one as you can see of a part test build held together without solder, just good luck and prayers, which at least shows it's close to finish.

Once again thanks to you all for your patience and not nagging too much. As the advert says there are still a few kits available yet for anyone who may think they have missed out. The late news is that we are expecting final confirmation of Metal wheel sets to accompany the model, £250 inc tender and detail crankpins.

LMS 8F

A number of modellers have been enquiring about the return of the 8F. Just to assure everyone that's interested, that it is the intention to return the kit to the lists in an improved form next year.

GUILDEX 2025

Regretfully because of the intention to deliver the Merchant Navy this year, we have taken the difficult decision not to attend Guildex in September. It was a case of either carry on with the Merchant or prepare for the show. The decision allows us to better organise resources to ensure we can deliver the Merchant Navy in a more speedy fashion.

BR Standard 9F with BR1B/C Tender	£ 728.00
BR Standard 9F with 1G Tender	£ 728.00
BR Standard 9F with 1F Tender	£ 728.00
BR Standard 9F Tyne Dock/Consett Cstgs Pack	£ T.B.A
BR Standard 4MT 2-6-0 and 2/2A Tender	£ 670.00
BR Standard 4MT 2-6-0 and 1B/C Tender	£ 670.00
BR Standard 4MT 4-6-0 & 2/2A or 1B/C Tender	£ 705.00
BR Standard Class 4MT 2-6-4 Tank Fine scale	£ 578.00
BR Standard Class 4MT 2-6-4 Tank S7	£ 600.00(To order)
LMS Ivatt 4F and 3500 Gallon Tender	£ 680.00

Collett 14xx Tank	£ 435.00 (2 available to order)
Collett 54xx Pannier Tank	£ 435.00 Temp Withdrawn
Collett 64xx Pannier Tank MkII	£ 435.00
GWR Armstrong 4-4-0 and 3000 Tender	£ 660.00 Inc Inside Valve gear
Maunsell/Urie King Arthur 5000 Gall Tender MkII	£ 655.00
Bulleid Q1 and 3500 Gall Tender	£ 546.00

Exc Carr, Motor/Gearbox/Wheels and pickups. Carriage charged at cost.
* Prices subject to change (price ruling at time of despatch)



MODELU

FINESCALE FIGURES & DETAILING



tomfoosterweathering.wordpress.com



FIGURES

Brand-specific crews for Dapol, Lionheart, Heljan, Minerva, Ellis Clark and NG7



DETAILING

Loco Lamps, Fire Irons, Shed Details, Animals, and more!



3D SCANNING

Drive your own Loco - with our Custom Figure creation service



TOM FOSTER WEATHERING

Offering bespoke weathering of Locomotives, Coaches, Vans and Wagons in various scales

www.modelu3d.co.uk



RAIL MODEL

Check out our range of laser cut kits & accessories



10% discount on orders from our 0 & 00 collections
use the code **GUILDEX25**
minimum £10 purchase applies for the month of November 2025

@railmodel www.railmodel.co.uk @railmodel

A. W. Adams

Loco Cradle



Tel:

07927

421278

14" Cradle £28.00
Postage £6.00

20" Cradle £32.00
Postage £8.00

The biggest and best 7mm
model railway shows

2026

GAUGE O GUILD

SAT 7th MARCH

SPRING SHOW • KETTERING

Kettering Leisure Village, Thurston Drive Kettering NN15 6PB

SAT 30th MAY

SUMMER SHOW • WIGAN

The Robin Park Leisure Centre, Loire Drive, Newtown, Wigan WN5 0UL

SAT 5th & SUN 6th SEPT

GUILDEX26

Bingley Hall, Stafford Showground, Weston Road, Stafford. ST18 0BD

SAT 12th DECEMBER

WINTER SHOW • KEMPTON PARK

Kempton Park Racecourse, Staines-on-Thames TW16 5AQ

For admission prices, to buy an e-ticket or
for further information go to:
www.gaugeoguild.com



Laurie Griffin Miniatures

www.lgminiatures.co.uk

Online Shop - more than 1200 castings + kits.

Laurie Griffin Miniatures, Goodwood, Charlton Rd,
Holcombe, Somerset. BA3 5EW

Contact - email - info@lgminiatures.co.uk

CATALOGUE - Send A4 SAE + Large Letter Postage + £5.00

Antalys Models

3D Printed Kits and 3D Printing

Detailing Parts/Kits (1:43.5)

- Dinky Coles Argus Crane Detailing Kit (replacement Jib, Wheels, Cab Interior) **£25.00**
- Clamshell Bucket ¾ Cubic Yard (single piece print posed open or closed) **£15.00**
- Crane Electromagnet **£2.50**

- Dinky Coles Ranger Detailing Kit (multi-section Lattice Jib, Rigging, Crane House interior & Wheels) **£35.00**

Complete Lorry Kits (1:43.5)



Leyland Bison Tanker **£65.00**



24' Articulated Flatbed Trailer **£21.00**



Scammell Routeman Cab **£25.00**

Rail Kits (1:43.5)



75 Ton Bogie Flat Wagon **£45.00**



40 Ton Bogie Tanker **£80.00**

(Prices do not include postage)

For more details of our range and to order please visit:
antalys-models.co.uk

Antalys Models, 13 Perry Close, Rochdale. OL11 4NJ


PHOENIX PRECISION

Karlgarin Models

Following some discussions, we have now acquired all of the Karlgarin Models range including Impetus.

We will be working slowly through the range to bring the kits back to the market, with help from Richard, but it will take time

The rail is now available on the track and rail page on the website and will be available at the show.



The Impetus Kits will be listed on the website as we figure things out and see what stock we have acquired.

We have a number of 18 series Mashima Motors. These are listed on the Mashima Motors page on the website and we have a supply here at the show.

Phoenix Precision Paints Ltd., Orwell Court, Wickford, Essex, SS11 8YJ
sales@phoenix-paints.co.uk 01268 730549 www.phoenix-paints.co.uk
Opening Hours: Mon, Tues, Thurs & Fri 10.00 - 16.00 Closed Wed, Sat, Sun & Bank Holidays



SCAN FOR MORE INFO!

ESTD

RAILS

1970

OF SHEFFIELD

FAMILY BUSINESS

FRIENDLY SERVICE

PRE-OWNED & SECOND HAND

WANTED CASH OR EXCHANGE

BUY - SELL - EXCHANGE - ANY GAUGE - ANY AGE

LOCOS - COACHES - WAGONS - TRACK-WORK - CONTROLLERS - ACCESSORIES
DIE-CAST - LORRIES - BUSES - PLANES - SOLDIERS - RAILWAYANA - AND MORE

DECEASED ESTATES - EX SHOP STOCK A SPECIALITY
FAST SERVICE WITH COMPLETE DISCRETION ASSURED

WE VALUE YOUR COLLECTION VERY HIGHLY!

1 CONTACT US
get in touch by email, phone or post with your list of items

2 OUR OFFER
our friendly staff will review your list and make an honest valuation offer

3 PACKAGE
either visit the shop, send us your items, or we can collect larger collections

4 PAYMENT!
fast, secure payment via your choice on confirming of the value offer - easy!

IMMEDIATE PAYMENT IN 4 EASY STEPS

GUARANTEED

TOP PRICES PAID

DON'T DELAY - GET IN TOUCH TODAY!

+44 (0)114 255 1436 secondhand@railsofsheffield.com

OR VISIT OUR WEBSITE AND CLICK ON THE Stuff to Sell? LINK:

www.railsofsheffield.com

Ref: GUILDEX25

PROUD WINNERS OF THESE RECENT AWARDS:



DIANE CARNEY NAMEPLATES

THE PROFESSIONALS' CHOICE
Scale thickness plates
Help with research if needed
Prototype or bespoke
One plate ... or hundreds

All plates now supplied etched out.



Telephone: 015395 64750 for friendly, helpful service.
www.loco-nameplates.co.uk
email: info@loco-nameplates.co.uk

Illustrations not to scale. Plates are supplied as clean, unpainted etchings.

K&L MODEL RAILWAYS
MAIL ORDER AUSTRALIA & OVERSEAS
PHONE: 0423 069 280 or 03 5275 7689
Po Box 267, Corio Village, Corio, Victoria, Australia 3214
EMAIL: klmodelrailways@optusnet.com.au



The end of the line is in sight and with my retirement next March, NOW is the time to see what you need as, if the companies do not sell, I will close them & retain the masters & title to all Scale Line & W&T products.

My intention is to continue with Scale Link Wheels, plus if available, Markits, Hanazono and Tenshodo, Shinohara & Imon Trackwork, W&T wheels, W&T bearings & crankpins, all on a part-time basis as long as I am capable.

Rowland Miniatures, BMMO bus kits, Scale Link's OO-scale kits of cars, lorries, tractors from 1903 to the 1960s. Scale Link castings, MTH-trains, Darstaed, 1:43 diecasts and kits and lots more in our web catalogue will be offered at up to 25% off from the 1st October 2025 onwards.

Once they are gone, they may disappear for evermore!

Scale Link Ltd, 27 Applins Farm Business Centre, Farrington, Blandford, Dorset DT11 8RA

NEW Business hours: 9-4 Monday-Tuesday-Wednesday - 9-12.30 Thursday

Website catalogue and ordering on www.scalelink.co.uk

Tel: 01747 811817

Email: info@scalelink.co.uk



Trainsporters

MODEL TRANSPORTATION

The *innovative* solution to
storing and transporting your
model railway stock



As used by
manufacturers:
Accurascale
Bachmann
Cavalex
Dapol
Ellis Clark
Heljan
Hornby
Minerva
Murphy Models
PRMRP
Tower Models

SEE OUR
WEBSITE FOR
TOUR DATES
TRAINSSPORTERS.COM

- We will be at all of the Gauge O Guild shows in 2025
- Exceptional quality, made in Britain
- We use Really Useful's Boxes
- Ideal for home, clubs, and exhibitions
- Free shipping on 2 or more boxes
- Available for O, On30, OO, HO, & N Gauge

Tel: 0333 4040 811

www.trainsporters.com