

The biggest annual event in O gauge

The Gauge O Guild

GUILD X

Stafford 2023
2-3 September

Saturday 10:00-17:00 Sunday 10:00-16:00



Bingley Hall, Stafford Showground, Weston Road ST18 0BD

Admission: **One day** £10 members, £15 non members (either day)

Two day £15 members, £20 non members

Ticket admits purchaser, partner and their children under 16

www.gaugeoguild.com



WANTED

INTERESTED IN SELLING **YOUR** COLLECTION?

WE TRAVEL & VIEW IN PERSON • FRIENDLY & PERSONAL APPROACH • SPECIALISTS IN LARGE COLLECTIONS

For over a decade, we have been purchasing model railways, die-cast & railwayana, including some of the largest single-owner collections the market has seen.

We usually operate by viewing & offering on collections in person, most often without the need for a list, however we are happy to make offers from lists.

I, Ellis, work on the basis of a friendly, professional & down-to-earth approach, purchasing all scales & eras, alongside Continental & American, with a specialised knowledge of 7mm finescale O gauge.

Please feel free to give us a call to discuss your needs

And in case you were wondering...
Albert is the dog.



Get in touch!
ellisclarktrains.com

ellis@ellisclarktrains.com | 01756 701 451 | Unit 2, Toller Court, Shortbank Road, Skipton, BD23 2HG



GUILD EX

Stafford 2023

The purpose of our annual convention called Guildex is to bring together a good range of layouts to show people what can be achieved in 7mm scale/O gauge modelling; to show people how to do various aspects of modelling through demonstrations and, to bring together as many specialist traders as possible into one place.

In 2023, the Show Manager Steve Robinson has tried hard to show you a great range of layouts which illustrate very small end to end achievements and a large continuous running club layout. We are very grateful to Leamington & Warwick Model Railway Society for sharing some of the costs of getting their big layout to us this year. We have an example of 7mm narrow gauge and a layout set in the USA. The East Midlands Test Track will have a team of modellers showing you what is possible in live steam and the York Test track can be used for exercising your 7mm narrow gauge models as well as O gauge.

A major feature this year is to prove that you can build an O gauge layout that offers plenty of operating opportunities within a small space using off the shelf products and components. A layout will be built during the two days of the show and will be running by Sunday. It will be an exhibit at all of our shows in 2024 so you can see what was achieved. We are very grateful to PECO and all of the traders who have donated products for us to use and to Railway Modeller for publicising this project; those traders who contributed are listed on the boards beside the live layout build area.

You do not need a huge space, pots of money and model engineering skills to create something that will fit into a shed or a small bedroom in a modern house. The build is based on Bankfield Road which was featured in the Gauge O Guild 'Small Layouts Volume 3' and the October 2018 issue of Railway Modeller. Small layouts Volume 3 and fellow publications volume 1 and volume 2 show a range of possibilities for you to consider and everything used during

the build is available from traders at the show. Don't forget to post a layout name into the suggestions box before Sunday at 12 midday. The first name drawn out of the hat will be selected.

Apart from the demonstrations please make time to attend the workshops this weekend which take place upstairs in the seminar room; you may learn a new skill or be able to discuss problems you have with a particular modelling activity such as soldering.

In addition, please vote for the modelling competition entries on Saturday and for the best 'Small Layout'; more examples of what you can achieve.

Finally, thank you very much to all of our traders for attending Guildex. Unfortunately some are not with us anymore and we will not forget those traders who have died during 2023. Others have decided to have a break from shows, it is jolly hard work and very expensive to travel around the country and show off your products so, we appreciate those who continue to attend Guild Shows. Also, welcome to our new traders, attending Guildex for the first time.

Traders not only attend our shows but some provide products for projects we undertake, give us sponsorship in different ways and offer competition prizes. They also contribute by covering the expenses incurred to get some layouts to the show and this helps us to bring more layouts. Trader support is much appreciated.

So, enjoy the pop-up café on the ground floor or the restaurant upstairs, put your telephone on the public Wifi if you need to; the code is publicised in the entrance foyer. Make use of the Bingley Arms pub, enjoy the extra seating provided and the comfortable wide aisles and most of all, 'Enjoy your visit'.

Jackie Kneeshaw

Jackie Kneeshaw, Chairman of Events

Visit **ACCURASCALE** at the
GREAT ELECTRIC TRAINSHOW
14/15 October 2023

as they announce their
FIRST O GAUGE LOCOMOTIVE!

What could it possibly be?

Join them there to find out!

Marshall Arena Milton Keynes

www accurascale.com



Everything You Need For Your Digital Model Railway

DIGITRAINS

DIGITALMODEL RAILWAY SPECIALISTS

www.digitrains.co.uk



Listen to our latest DCC Sound installations here.

- Try before you buy
- Expert Advice
- Great Service
- Experience
- Major Brands
- Worldwide Mailing

We stock 1,000s of products from more than 30 leading manufacturers. Don't worry if you're not digital.

We're also a traditional model shop, holding all the major ready-to-run lines.

 @digitrainsltd  @digitrainsltd

15 Clifton Street Lincoln LN5 8LQ
(01522) 527731
enquiries@digitrains.co.uk

L1 Wedmore 7mm O Gauge • Exeter O Gauge Group

Wedmore is a large village in North Somerset and the layout represents an imaginary branch line off the Somerset and Dorset Railway at Edington Junction.

Buildings and structures are all genuine S&D scratch built models of those at West Pennand Station and Steanbow level crossing.

Built by Trevor Gibson in the early 1990s Wedmore was exhibited regularly before being sold on. In more recent years it was 'rescued' from abandonment in a damp garage by Graham, one of our members. Sadly Graham died before he could do much with it. Our group decided to continue Graham's work. The layout had deteriorated due to its poor storage conditions but Wedmore has since been fully refurbished.

It had been totally rewired with a new control panel, Cobalt and Tortoise point motors and a completely new fiddle yard. We can switch between DCC and DC control so all members of the club can run their stock.

Above ground much of the scenery has also been refreshed with new paintwork, static grass, fresh presentation and new curtains.

The work has been done by a dedicated band of modellers, led very much from the front by our chairman Ken. There's more to do, as they say, 'a model railway is never finished.'

We hope you enjoy Wedmore, please feel free to ask question or just say hello. Featured in September 2023 *Railway Modeller*.



L1 Wedmore

L2 Live Layout Build 7mm O Gauge

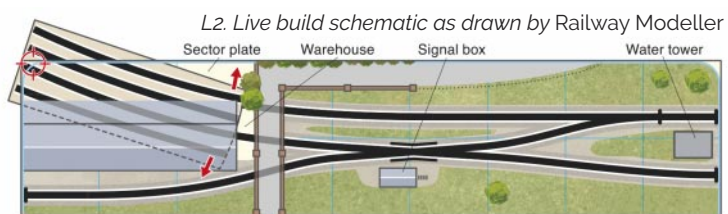
Can you build an end to end O gauge layout that will fit in the spare bedroom or shed at home, during a weekend?

In collaboration with Peco and other traders, The Gauge O Guild intend to show that you can do exactly that! There are still some modellers who think that an O gauge layout is not even worth considering because it requires a huge amount of space, lots of money and a lot of time. They also think that in the main, it has to be built from scratch or from kits.


So...during Guildex 2023 a team will be using 'off the shelf' components to show that if you have your eye on a nice ready to run O gauge loco and want somewhere to run it at home, or in the shed, then building an O gauge layout can be fairly easy and relatively fast. It can even be made transportable and you could start exhibiting it.

The build team are Nigel Smith, Neil Podbery, Paul Bambrick and Thomas Hoy. The layout will be exhibited so it can be seen by others after Guildex and *Railway Modeller* will talk to the build team about their experience after September..

Thank you to the following traders for donating products used in this build: White Rose Model Works; Peco; LCUT Creative; DCC Concepts; Squires Model & Craft Tools; Dapol Ltd; Ellis Clark Trains; Omen Modelling Paint; Northumbrian Painting Services; and Skytrex (2013) Ltd. **Put a name for the layout in the suggestion box by 12 midday on Sunday**



Overall size: 2700mm x 600mm. Each grid square: 300mm x 300mm.



L2B. Foxbile Brewery.

Photo by Paul Bason courtesy of Railway Modeller

L2B Foxbile Brewery 7mm O Gauge Colin & Margaret French

We have slipped in an extra layout next to the live layout build. It wasn't hard to find space because it is only 29 x 15 inches! Like the live build, it proves how small you can go.

Foxbile (anagram of boxfile) Brewery is a minimum space shunting layout in O gauge, constructed in two box files plus a little extra at the back for a hidden siding. The period is the early 1950s.

The layout is simple DCC operated and there are no points, similar to Colin's other layouts, which saves space.

This small country Brewery is connected to the local line and there is enough work for the sidings to be continually shunted. Who said you need a lot of space to build an O gauge layout. You are welcome to ask the operator questions

L3 East Midlands Test Track 7mm O Gauge

The East Midlands O Gauge Group Test Track can accommodate most 7mm stock and also allows Live Steam running. If you have a loco or stock that you feel would benefit from a continuous run, please bring it along. It is free to use.

L4 Blakecaster 7mm Narrow Gauge • Peter Wilson

Blakecaster is the terminus of the Staffordshire Moorlands Light Railway. The railway serves a large country estate and the village of Blakecaster which are isolated from the outside world by the infamous Patchway Bog. Blakecaster has limited road connections to the outside world and its main connection is by the narrow gauge railway which was laid along a narrow ridge across the bog.

The layout is 21 x 8ft. The fiddle yard is a turntable angled towards the rear of the layout. One person operates the stone hopper from the right hand end as viewed by the public. Two people operate from the rear.

For further information please visit <http://www.staffordrailwaycircle.org.uk/layouts/members-layouts/blakecaster/>



L4 Blakecaster

L5Dovedale7mm O Gauge • MIOG

Set in the depths of the Peak District in the early 2000s when limestone traffic was on the rise again, after the decline during sectorisation. Featuring a servicing point which sees a variety of traction sporting all the modern liveries of the modernisation of Railfreight including the right up to date and striking EWS era of Railfreight. Modern traction running along side the mechanical semaphore signals and signal boxes of a time gone by, this snapshot of operations is loosely based on Peak Forest and the quarrying operations of the area.



L5 Dovedale



L5 Dovedale

L6Holcome Brook7mm O GaugeWinchester Railway Modelers

Holcombe Brook was the terminus of a 3½ mile branch line completed in 1882. The branch left the East Lancashire Railway's Bury to Accrington line just north of Bury Bolton Street station. It was absorbed into the Lancashire and Yorkshire Railway in 1888. The model represents the station in the early part of the 20th century. So far as possible within the limits of space available, the track plan, buildings and signalling arrangements are authentic. One liberty has been taken with historical accuracy: the addition of a small engine shed to house a station pilot. This never existed, but it has been added to give more operational action, shunting the yard whilst trains come and go in the station.



L6 Holcome Brook

L7York Test TrackYork O Gauge Group

There are three circuits. The outer circuit is 32mm gauge with a maximum radius of 6 foot. He centre circuit, again 32mm gauge with a maximum radius of 5 foot 5. The inner circuit is of mixed gauge with 32mm, 19mm and 16.5 mm gauge. The maximum radius is 5 foot. All tracks can be operated on DC or DCC. We have the capability of selecting one track with DCC plus 2 on DC or all three on DC with controllers. The outer and centre circuits have switchable loops with standard Peco points at each end. Apart from the mixed gauge track which is hand built, all of the track uses Peco. **Thanks to Ellis Clark Trains for covering transport costs.**

L8Grafty Green7mm O Gauge • Tony Walmsley

Following the success of the Kent and East Sussex Railway, Colonel Stephens promoted the Weald of Kent Railway (WoKR). This was to run north east from Headcorn and eventually reach Sittingbourne. However, when construction had reached the edge of the village of Grafty Green, the money and enthusiasm ran out and the line got no further. The Lord of nearby Boughton Malherbe was sufficiently enthused by the arrival of the WoKR that he had constructed his own private railway (the BMR) connecting with the WoKR at Grafty Green. It served various small industries on his estate. Both lines closed at the end of the 1950s and no trace can now be found. Enough of the fiction! Grafty Green is my first attempt at a layout in O gauge and there is always more to do, particularly on the scenery. The locomotives and rolling stock are a mixture of "ready to run" and kit built, some bought second-hand. The plain WoKR track is from Marcway in Sheffield and the points and BMR tracks are hand built. Train control is conventional DC and the points are operated by DCC concepts Cobalt point motors. Various scenic pieces come from 422 Developments, Purple Bob kits and other sources.



L8 Grafty Green

L9Mordaunt Street7mm O gauge • Bill Campbell

Mordaunt Street runs parallel to the London Road extension line of the former Caledonian Railway between Strathclyde Junction and London Road Junction. This area of south east Glasgow is the setting for the model. In the 19th century this part of Glasgow was heavily developed with a wide variety of industries and many of these were served by the railways. The model includes a fictitious station built to service the considerable number of workmen and women who commuted to the area each day. Track on the scenic area of the layout has been built from a Templot design using individual components. Most of the buildings are scratch-built. Train control is DCC with turnouts and



L9 Mordaunt Street.

List of Traders by Stand number

- 1.....PECO
- 2.....LCUT Creative
- 3.....Scorpio Models
- 4.....West Hill Wagon Works
- 5.....Brushes 4 Models
- 6.....First Class Kits
- 7.....Footplate Models
- 8.....Phoenix Precision Paints
- 9.....Tower Models
- 10.....Tower Collection Blackpool
- 11.....Totem Signs
- 12.....Fudgeways Fudge (*Sunday only*)
- 13.....Ellis Clark Trains
- 14.....Marcway Products
- 15.....Primo Models
- 16.....Squires Model and Craft Tools
- 17.....Slaters (Plastikard) Ltd
- 18.....Nick Tozer Railway Books
- 19.....Ray Heard Model Railways
- 20.....Skytrex (2013) Ltd
- 21.....KMS Railtech Ltd
- 22.....Metalsmith (Leeds) Ltd
- 23.....S M Models
- 24.....Mark Cook & Margaret Phillips
- 25.....J S Models
- 26.....Gladiator Model Kits
- 27.....EBMA Hobby & Craft
- 28.....SBT Developments
- 29.....Petite Properties Ltd
- 30.....AirFramed Glass Display Cases
- 31.....CRT Kits
- 32.....Warren Haywood
- 33.....Pre-Grouping Railways (Was Furness Railway)
- 34.....HMRS
- 35.....Shamrock Trains
- 36.....Northumbrian Painting Services
- 37.....PLM Cast-a-Ways
- 38.....Connoisseur Models
- 39.....Simon's Sort Out
- 40.....Masterpiece Models
- 41.....Diane Carney Nameplates
- 42.....TMS Models
- 43.....Finescale Brass (UK) Ltd / 55H
- 44.....Premier Components
- 45.....Steamline Ltd.
- 46.....Contikits
- 47.....MMR Models
- 48.....Heljan A/S
- 49.....White Rose Modelworks
- 50.....Dapol Ltd
- 51.....Martin Bloxsom
- 52.....Trainsporters
- 53.....Walsworth Models
- 54.....C & L Finescale Track Building Systems Ltd
- 55.....Peter Clark Models
- 56.....P.R.Model Railway Products
- 57.....Moor View Models
- 58.....Peartree Engineering
- 59.....Artist James Green
- 60.....Legoman Biffo & D.C.Kits
- 61.....J & M Hughes
- 62.....CPS Models / Sanspareil
- 63.....Taff Vale Models
- 64.....Chrezo Sarl
- 65.....Minerva Model Railways
- 66.....Gloforce
- 67.....Warren Shephard
- 68.....Bill Hudson Transport Books
- 69.....Lightmoor Press
- 70.....Easy-Build Coaches & DMU Kits
- 71.....Greenwood Model Railway Products
- 72.....Leaflet tables
- 73.....A.W.Adams Loco Boxes & Cradles
- 74.....Finney7
- 75.....MSC Models
- 76.....Buzz Models
- 77.....Duncan Models
- 78.....Amberly Components
- 79.....Lanky Kits
- 80.....Made in Manchester Models (MiMM)
- 81.....Haywood Railway
- 82.....Ragstone Models & Agenoria
- 83.....Poppy's Woodtech
- 84.....Walsall Model industries
- 85.....Ace Products

GUILDEX

2023What to see and where to find it

Layouts		Societies	
L1	Wedmore	S1	Cercle Du Zero
L2	Live Layout Build	S2	Modern Image O Gauge (MIOG)
L2B	Foxible Brewery	S3	Model Electronic Railway Group (MERG)
L3	East Midlands Test Track	S4	Warley MRC & National Exhibition
L4	Blakecaster	S5	Severn Valley Railway
L5	Dovedale	S6	London & North Western Railway Society (LNWRS)
L6	Holcombe Brook	S7	LMS Patriot Society
L7	York Test Track	S8	Scale7 Group
L8	Grafty Green	S9	Great Northern Railway Society (GNRS)
L9	Mordaunt Street	S10	7mm Narrow Gauge Association
L10	2nd Hand Yard	S11	Stafford Railway Circle
L11	Glebe Street	S12	Telford Steam Railway
L12	Kimble	S13	Signalling Record Society
Small Layouts Competition		S14	Hornby Railway Collectors' Association
CL 1	Grimsby Loco Shed	S15	Great Central Railway Society (GCRS)
CL 2	Clough Street Sidings		
CL 3	Itchen End Goods		
CL 4	Lapping Works		
Please vote for your favourite layout			

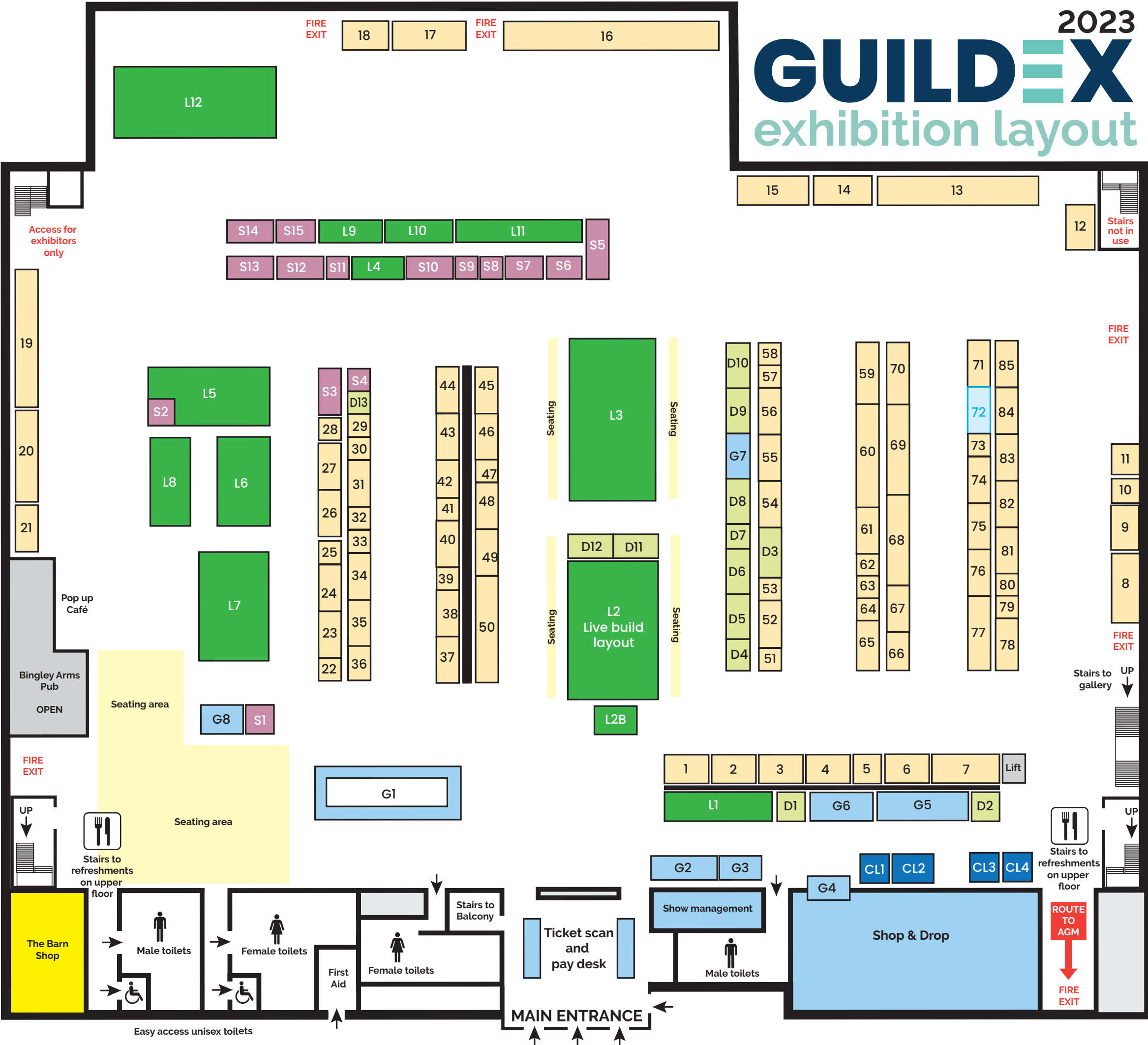
Demonstrators			Guild Stands	
D1	Model Vehicles	Kevin Cartwright	G1	Bring & Buy
D2	Railway Scenes	Chris Pulham	G2	Membership
D3	Track Building	Phil Reid	G3	Publications
D4	Reduced Radius Curves	Harold Jones	G4	Left Luggage / Shop & Drop
D4	Modern Rolling Stock	Brian Daniels	G5	Technical Team & Modelling Competitions / Displays
D6	Weathering Stock	Garry Lane	G6	Guild Sales
D7	Architectural Modelling	Richard Ellis	G7	Loco Clinic & DCC Advice Service
D8	Brass Goods Wagons	Peter Sylvester	G8	Overseas Membership
D9	Building & Scenery	David Wright		
D10	Painting & Lining	Ian Rathbone		
D11	Soldering Clinic	Rob Bishop		
D11	Building Coaches	Robin Taylor		
D13	Signal Construction	Dave Edwards		

GUILDEX

Guildex Modelling Workshops		
Booking not required. Just come on the day		
Group demonstration/Seminar	Provisional times	What you need to bring
David Wright Creating buildings from DAS <i>Back by popular demand</i>	Saturday 11am Balcony Seminar Area	Nothing
Rob Bishop Basic soldering <i>Back by popular demand</i>	Saturday at 2pm Balcony Seminar Area	Bring your own iron & scrap brass or nickel silver (solder & flux provided)
Harold Jones Reduced radius curves	Sunday 11am Balcony Seminar Area	Nothing
Annual General Meeting	Sunday 1pm Tonge Suite Members Pavilion	Members Only. Membership cards will be scanned

Alphabetical List of Traders Stand allocated

A.W.Adams Loco Boxes & Cradles.....	73
Ace Products.....	85
AirFramed Glass Display Cases.....	30
Amberly Components.....	78
Artist James Green.....	59
Bill Hudson Transport Books.....	68
Brushes 4 Models.....	5
Buzz Models.....	76
C & L Finescale Track Building Systems Ltd.....	54
Chrezo Sarl.....	64
Connoisseur Models.....	38
Contikits.....	46
CPS Models / Sanspareil.....	62
CRT Kits.....	31
Dapol Ltd.....	51
Diane Carney Nameplates.....	4
Duncan Models.....	77
Easy-Build Coaches & DMU Kits.....	70
EBMA Hobby & Craft.....	27
Ellis Clark Trains.....	13
Finescale Brass (UK) Ltd/55H.....	43
Finney7.....	74
First Class Kits.....	6
Footplate Models.....	7
Fudgeways Homemade Fudge (Sunday only).....	12
Gladiator Model Kits.....	26
Gloforce.....	66
Greenwood Model Railway Products.....	71
Haywood Railway.....	81
Heljan A/S.....	48
HMRS.....	34
J & M Hughes.....	61
J S Models.....	25
KMS Railtech Ltd.....	21
Lanky Kits.....	79
LCUT Creative.....	2
Leaflet tables.....	72
Legoman Biffo & D.C.Kits.....	60
Lightmoor Press.....	69
Made in Manchester Models (MiMM).....	80
Marcway Products.....	14
Mark Cook & Margaret Phillips.....	24
Martin Bloxsom.....	51
Masterpiece Models.....	40
Metalsmith (Leeds) Ltd.....	22
Minerva Model Railways.....	65
MMR Models.....	47
Moor View Models.....	57
MSC Models.....	75
Nick Tozer Railway Books.....	18
Northumbrian Painting Services.....	36
PR.Model Railway Products.....	56
Peartree Engineering.....	58
PECO.....	1
Peter Clark Models.....	55
Petite Properties Ltd.....	29
Phoenix Precision Paints.....	8
PLM Cast-a-Ways.....	37
Poppy's Woodtech.....	83
Pre-Grouping Railways (Was Furness Railway).....	33
Premier Components.....	44
Primo Models.....	15
Ragstone Models & Agenoria.....	82
Ray Heard Model Railways.....	19
S M Models.....	23
SBT Developments.....	28
Scorpio Models.....	3
Shamrock Trains.....	35
Simon's Sort Out.....	39
Skytrex (2013) Ltd.....	20
Slaters (Plastikard) Ltd.....	17
Squires Model and Craft Tools.....	16
Steamline Ltd.....	45
Taff Vale Models.....	63
TMS Models.....	42
Totem Signs.....	11
Tower Collection Blackpool.....	10
Tower Models.....	9
Trainsporters.....	52
Walsall Model industries.....	84
Walsworth Models.....	53
Warren Haywood.....	32
Warren Shephard.....	67
West Hill Wagon Works.....	4
White Rose Modelworks.....	4



signals operated from a signal box style control panel. The signals are all operational and electrically interlocked with the turnouts. The rolling stock normally used on the layout has all been built from kits.

L10 Second Hand Yard O Scale USA • Arry Dodd

The layout is set in a small town in the US Midwest where the railroad services a number of local industries. It is essentially a shunting layout, but more complex than the usual type due to the variety of different industries and the restricted area, including a kick back siding, not helped by the sector plate being only capable of taking a loco and 3 freight cars! Operation is DCC using NCE equipment, with manual points and can be operated from the front or the rear.

Why 'Second Hand Yard'? Everything on the layout, track, buildings etc. have been 'recycled' from previous layouts. **Thanks to Squires Model & Craft Tools for covering the transport costs.**



L10 Second Hand Yard

L11 Glebe Street 7mm O gauge
Elgin Model Railway Club

The year is 1963 and the layout is set in urban Glasgow somewhat NE of the Maryhill area but it is an imaginary location. It is on two levels, the upper level being solely passenger terminating at Saughtonburn station, part of the Glasgow suburban network. This is operated by a combination of loco hauled trains and a DMU as the transition from steam to diesel is underway and although the line is not yet electrified there is evidence of the start of construction for electrification. Other evidence that modernisation has started is that colour light signals and powered points have been installed with the signals and points on the upper level are fully interlocked and following prototype practice.

The lower level is entirely goods featuring Glebe Street Goods Station which extends across the main road, Glebe Street, into a foundry located beside a branch of the Forth and Clyde canal. The yard is also operated by a mixture of steam and early diesel power as described for the high level.

A tram operates from the front of the layout by the goods station, crossing the railway line into the foundry, under the high-level station, and round the back of the layout.

The layout is DCC using NCE controllers but an analogue 12V supply for the points and signals. It is operated by 3 people at any one time, one in the rear at the cassettes, one at the end operating the high level, and one in front operating the goods yard although a second person can also operate here. Communication is by bell codes and block instruments and, if necessary, by telephone. **Thanks to Squires Model & Craft Tools for covering the transport costs.**



L11 Glebe Street



L12 Glebe Street

L12 Kimble 7mm O gauge
Leamington and Warwick Model Railway Society

Overall measurements: 12.2m x 4.9m, (40' x 16'). The layout can be viewed from the front only or from the front plus one or both curved ends. It has its own LED lighting rig.

A double track (continuous loop) main line has a through station and a 6 track fiddle yard which allows for 12+ trains to be marshalled at any one time.

The modelled location is non-specific, the buildings and structures based on BR (LMR). The period represented for exhibition running extends from early BR to steam/diesel transition, demonstrating a wide variety of stock.

Control is by DCC using MERG components. The majority of locos are fitted with sound decoders, and all signals are operational.

The focus at exhibitions is running main line trains although loco movements on and off shed are an attractive feature.

At the southern end (left), the town of Kimble is set on a hill, dominated by Knight's Brewery with its array of industrial buildings, workers' housing and private railway with a wagon turntable, operated manually or with an automatic shuttle. Below the town there is the through station, set-back siding and a comprehensive motive power depot with roads leading to the loco shed, coaling/sand/water renewal, storage and turntable.

At the north end (right), is an impressive viaduct, with hills, rocky outcrops, pine trees and a tunnel.

All structures on the layout are scratch built, closely modelled on or inspired by actual prototypes.

For transporting the layout, all the baseboards are stacked (up to 6 high) in bespoke wheeled trollies. Level access is required from parking area to the exhibition hall. Erection and dismantling of the layout can be accomplished in little over an hour.

Operating a reasonably intensive service requires 5-8 operator per shift of 8-12. **Thanks to Leamington & Warwick MRS for covering their own accommodation costs.**



L12 Kimble

Competition layouts

Descriptions as supplied by layout builders.

Dont forget to vote for your favourite

CL1 Grimsby Loco Shed Stephen Fay



CL1 Grimsby Loco Shed

Grimsby loco shed is set in 1923 right on the grouping and was built to showcase a lovely collection of Great Central Railway locomotives. Measuring only 4 x 2ft it is more of a diorama than an actual layout. It features half of the 6 road shed, a booking on point and part of the filled in turntable just before the gable end of the brick shed was demolished.

CL2 Clough Street Sidings Ian Chippendale

A 10 foot by 2 foot layout, of a Northern urban industrial goods yard in the format of two back to back inglenook sidings with a space saving feature of a double ended fiddle yard accessed from the middle of the layout. Coal yard, scrap yard, brewery, engineering works and oil depot ensure shunting puzzles. Buildings are mostly scratch built and kit built. Rolling stock is mostly kit built representing the LMS circa 1930. The layout was built to meet small layout criteria but covid intervened.



CL2 Clough Street Sidings

CL3 Itchen End Goods Brian Wilson


Itchen End Goods is a small layout which is 7ft x 2ft stands on one 6ft table, it is DDC controlled, own lighting. Designed to show that O gauge can be built in to a Micro layout, all Locos and Diesel have sound, as it is a shunting layout I have used Kadee Couplings, there is a small fiddle yard to right, initially the station was passenger but numbers declined, it became a very busy goods dept handling warehouse goods containers,etc.



CL3 Itchen End Goods

CL4 Lapping Works Matt Stevens

Lapping Works is an industrial site on the edge of the Black Country set in 1947. Served mainly by the GWR with a small amount of LMS traffic. 2m x 0.4m



CL4 Lapping Works



Garden Railway Specialists

Please find below selection from our stock of second-hand O Gauge items. Please contact us for any more information.

Code	Description	Price	SEC14480	SL-E691 Peco SM32 Small Radius R/H point no box	£49.00
SEC13936	DJH Factory Built Peppercorn	£1,999.00	SEC14479	SL-E691 Peco SM32 Small Radius Turnout R/H	£49.00
SEC11483	Oakville Kits King George V	£1,400.00	SEC14481	SL-E692 Peco SM32 Small Radius L/H Turnout	£49.00
SEC13953	Sunset Models Silverfox Gresley A4	£1,400.00	SEC14482	SL-E797BH Bullhead O Gauge Y Turnout	£49.00
SEC13954	Tower Models LMS Jubilee 5690	£1,400.00	SEC13712	20-97268 Central RRPennsy Hopper car + coal load	£45.00
SEC13955	Tower Models LMS Patriot 5507	£1,400.00	SEC14587	3 x O gauge lima opens, 2 brown & 1 green unboxed	£45.00
SEC13877	43xx BR lined black 5333 (Mitchell)	£1,195.00	SEC13721	6501-2 Boston&Maine Boxcar 3rail	£39.00
SEC13966	0 Scale 2-6-0 'Crab' analogue	£995.00	SEC13730	Freightcar Great Northern Boxcar unboxed	£39.00
SEC13968	Kit built Black 5 #45157	£995.00	SEC14893	O gauge 20T Guard van #M733450 unboxed	£39.00
SEC13939	GWR Hall Hogwarts conv. Slaters and Scorpio parts	£899.00	SEC120022	Rivarossi 1st Class Italian Coach #7780	£39.00
SEC13679	20-3078-1 FEF 4-8-4 Northern Steam loco UP #811	£799.00	SEC13707	20-90024C Akron Canton Yt 50'Single Door Boxcar	£35.00
SEC14010	Kit built 78xx&Tender 'Micky Mouse'unboxed	£599.00	SEC13705	20-93035 Florida East Coast 50' single door boxcar	£35.00
SEC13941	Kit built Great Western 'Duke' 4-4-0 3265	£599.00	SEC14711	LNOR 12T plate wagon unboxed	£35.00
SEC14094	O gauge LMS Jubilee kit built unboxed	£599.00	SEC14208	PS103 SR 25ton Goods Brake Van	£35.00
SEC12529	EST Train2-8-0 Steam engine WD 'Austerity'	£499.00	SEC14209	PS107 SR Standard Cattle wagon	£35.00
SEC13934	Darstaed LNWR Coach Set x 5	£450.00	SEC14207	PS12 SR 12ton 8 Plank Open Wagon	£35.00
SEC14008	Kit built class 40 diesel #D234 analogue	£450.00	SEC14723	PS15 21T Mineral Wagon kitbuilt	£35.00
SEC14063	2-4-2T IP LNWR Loco #46666 analogue	£399.00	SEC13986	12T Goods van E18238 unboxed	£30.00
SEC13956	Tower Models Terrier 2659 SR	£399.00	SEC13994	12T ventilated goods van M18941 unboxed	£30.00
SEC13957	Tower Models Terrier 32659 BR	£399.00	SEC14726	7051 Slater's LMS Sleeper wagon Kit built	£30.00
SEC13964	Bachmann brassworks 03 Shunter analogue	£349.00	SEC14003	BR 21T Trestle wagon	£30.00
SEC13946	Kit built Jinty 47638	£349.00	SEC14000	Brown goods van unboxed	£30.00
SEC14075	08 Shunter diesel kit built #3731	£299.00	SEC14002	Goods van 'Black' unboxed	£30.00
SEC14095	O gauge LMS Jinty kit built unboxed	£299.00	SEC13990	Lima 16Topen wagon with load Brown unboxed	£30.00
SEC13965	Tower model kit EE Class20	£299.00	SEC14087	O gauge 0-6-0 diesel no cab home made unboxed	£30.00
SEC14092	O gauge 40 class kit home made run[noisy]unboxed	£249.00	SEC14586	O gauge 10T miniral wagon 'Hall&Dean'unboxed	£30.00
SEC13944	CRT Built LNOR Suburban all 3rd	£200.00	SEC14597	O Gauge Lima Coal wagon Kendall&Co unboxed	£30.00
SEC14832	J50 Kit built O gauge	£199.00	SEC14599	O Gauge LMS 12T 6 plank open wagon unboxed	£30.00
SEC14706	LNOR Y7 Classes 0-4-0T Loco Run well unboxed	£199.00	SEC14593	O gauge Skytrex Coal Wagon #101 nboxed	£30.00
SEC14041	CRT kit LMS Stove unboxed	£125.00	SEC14592	O gauge Skytrex Coal Wagon #110 unboxed	£30.00
SEC14830	Lima 4 F Upgrade on Motor& Gearbox	£99.00	SEC14591	O gauge Skytrex Coal Wagon #5062 unboxed	£30.00
SEC14093	O gauge LMS kit/home made unboxed	£99.00	SEC14590	O gauge Skytrex Coal Wagon #988 unboxed	£30.00
SEC14707	SR Utility Bogie Van kitbuilt(wrong box)	£99.00	SEC14594	O gauge Slater's Plastikard wagon'G.Simmons'unbox	£30.00
SEC14728	Agenoria Models 0-4-0ST AM18/7 kit	£95.00	SEC14589	O gauge SR 12T Goods Van #45918 unboxed	£30.00
SEC14648	O Gauge (1:43) Footbridge	£75.00	SEC14588	O gauge SR 12T Goods Van #47231 unboxed	£30.00
SECOM2192	Lima Diesel D6506 Livery green unboxed	£70.00	SEC14598	O gauge SR open wagon #31497 unboxed	£30.00
SECOM2083	MTH Aux Water Tender	£69.00	SEC14578	O scale LMS 20T Goods Brake Van #730386 unbox	£30.00
SEC14911	O gauge Class 58 Diesel loco not running	£59.00	SEC14576	O Scale M.R.8T Fruit Van Kit Built	£30.00
SEC13775	Scratch built Oil tower	£50.00	SEC13989	Open wagon with load E224563 unboxed	£30.00
SEC13777	Scratch built sand house	£50.00	SEC14574	Parkside Dundas PS39 GWR Container wagon	£30.00
SEC14831	Dapol SR Brake Van	£49.00	SEC14725	PS08 LMS Beer Van Kit	£30.00
SEC14940	Easy build MK1 Coach Kit Missing 1 bogie O gauge	£49.00	SEC14724	7031 LMS/MR Large cattle wagon kit	£25.00



SEC13953



SEC13936



SEC13954



SEC14094



SEC13939



SEC13877



SEC13968



SEC14010



SEC13966



SEC13679



SEC13941



SEC11483



We are dealers for new
Dapol locos and rolling
stock.

See our website for what is
available.

We also stock new PECO
Track and Points and
Accessories.



Station Studio, 6 Summerleys Road, Princes Risborough, Bucks, HP27 9DT

E-mail: sales@grsuk.com Website: www.grsuk.com Tel: 01844 - 345158

Monday - Friday 09:00 - 16:00hrs Saturday 10:00 - 16:00hrs



WARLEY NATIONAL 2023

at the NEC Birmingham
Sat 25th & Sun 26th Nov 2023



Saturday 25th & Sunday 26th November 2023

Sat 9.45am - 6pm & Sun 9.45am - 5pm Advance ticket holders 9.15am Sat & Sun

- Model Railway Layouts - Gauges Z to I and Bigger
- Specialist Trade Stands
- Modelling Demonstrations
- Most Major Scale & Gauge Societies
- Preservation & Specialist Interest Societies

ADVANCE TICKETS

Available from the Warley Show Stand at
most major model railway events or check our website
for latest ticket information

- Full Size Centrepiece Locomotive Display
- See our website for more details

Tickets on the day & NEC Outlets
are payable by card only
The NEC is now a cashless venue

www.thewarleyshow.co.uk



Photos: courtesy Railway Modeller

the 'MUST GO TO SHOW'

The Gauge O Guild Events Team would like to remember two absent friends who both died this year.

Colin McCallum
Events Finance Assistant

Tony Kell
Vice Chairman of Events

A date for your diary



The Gauge O Guild Spring Show

will take place on
Saturday 2nd March 2024

Kettering Leisure Village has been saved and the show will go on.

See you there

**DIANE CARNEY
NAMEPLATES**

THE PROFESSIONALS' CHOICE
Prototype or bespoke designs
Help with research if required
One plate ... or hundreds!

JUPITER
WARSHIP CLASS

1504

All plates
supplied on tabs.



1504

Telephone: **01539 564750** for friendly, helpful service.

www.loco-nameplates.co.uk

Illustrations not to scale. Plates are supplied as clean, unpainted etchings.

IAN KIRK O Gauge Kits

Not at Guildex this year but a wide
range of plastic kits is still available
by mail order.

See my website or write for details

www.iankirkmodels.co.uk

10 North Street, Leslie, KY6 3DJ



Model Railways
7mm O Gauge Specialist
&

Sole Supplier of Wayoh & Sparmac Coach Bogies

MESSAGE TO ALL MY CUSTOMERS

Another year on and another year older. Invertrain is still alive and well and doing our best to accommodate all your requirements. The whole range of kits, accessories and scenic scratchbuilding products are still available, so feel free to give me a call with your order, I am always happy to have a chat and a bit of banter.

For full details of all our products,
please see our website at
www.invertrain.com

Or send £4.00 for our latest illustrated catalogue to:
33 Rose Gardens, Cairneyhill, Dunfermline,
Fife, KY12 8QS

Tel: 01383 880844 (answer-phone available)

Please make cheques payable to
Invertrain Model Railways.



BRITISH 'O' GAUGE GOES ELECTRIC!

LIGHT UP YOUR LIFE!

GET THE 'SPARKS EFFECT' ON YOUR LAYOUT

SRP **£779.00**
(£799 WEATHERED)



**XL
PIN**

**DCC
READY**

**SOUND
READY**

**SPRUNG
BUFFERS**

**INTERIOR
LIGHTS**

**SMOKE
READY**

**WORKING
LIGHTS**

Go electric for the very first time in ready-to-run 'O' gauge with our incredible new Class 73/1. With more than 550 separate parts and prototypical features such as drophead buckeye couplers, retractable third-rail collector shoes, built-in LED 'arc flash' function and fully detailed cab interiors, it's the most detailed model we've ever made and sets a new benchmark for RTR 'O' gauge. Choose your favourite from 11 stunning liveries!

PREMIUM QUALITY AS STANDARD

- Heavy duty twin motor/flywheels
- Powered roof fan
- Sprung drophead buckeye couplers
- Sprung Buffers
- Plug & Play DCC
- 6 switchable DCC lighting functions
- Interchangeable headcode displays
- LED 'arc flash'
- Retractable DC collector shoes



Scan the QR code
to find out more
about our 'O'
Gauge Class 73/1



RAIL MODEL

Our range of model railway kits

Includes

- Stations
- Goods Sheds
- Engine Sheds
- Signal Box
- Ancillary Buildings

We also provide a laser cutting & engraving service



www.railmodel.co.uk @railmodel



www.heljan.co.uk

Heljan A/S



OUT NOW!

2023 'OO' & 'O' Catalogue

FAMILY
BUSINESS
FRIENDLY
SERVICE

ESTD

RAILS

1970

OF SHEFFIELD



SCAN
ME!

PRE-OWNED & SECOND HAND

WE VALUE YOUR COLLECTION VERY HIGHLY

WANTED CASH OR EXCHANGE

BUY · SELL · EXCHANGE · ANY GAUGE · ANY AGE

LOCOS - COACHES - WAGONS - TRACK-WORK - CONTROLLERS - ACCESSORIES
DIE-CAST - LORRIES - BUSES - PLANES - SOLDIERS - RAILWAYANA - AND MORE

DECEASED ESTATES - EX SHOP STOCK A SPECIALITY
FAST SERVICE WITH COMPLETE DISCRETION ASSURED

IMMEDIATE PAYMENT IN 4 EASY STEPS

CONTACT US

get in touch by email,
phone or post with
your list of items

STEP
01

STEP
02

STEP
03

STEP
04

WE MAKE AN OFFER

our friendly, experienced staff
review your list and make an
honest valuation and offer

PAYMENT MADE!

we confirm the offer and make
a fast, secure payment via your
choice of payment method

TOP
GUARANTEED
PRICES
PAID

DON'T DELAY - GET IN TOUCH TODAY!

+44 (0)114 255 1436 secondhand@railsofsheffield.com

OR VISIT OUR WEBSITE AND CLICK ON THE Stuff to Sell? LINK:

www.railsofsheffield.com

Quote Ref:
GAUGEO
SHOW23

Corporate Partners of

RAILWAY
MUSEUM